



Value Life



Neonatology

Venous Access

Microsite®

A modified Seldinger technique for neonatal long lines

References

1. Pettit J. Technological Advances for PICC Placement and Management. Adv Neonatal Care. 2007; 7 (3) : 122-31

For further information, please contact: vygon@vygon.co.uk

The specifications shown in this leaflet are for information only and are not, under any circumstances, of a contractual nature.

Vygon (UK) Ltd • The Pierre Simonet Building • V Park • Gateway North

• Latham Road • Swindon • Wiltshire • SN25 4DL

Tel: 01793 748800 • Fax: 01793 748899 • Twitter: @vygonuk

Web: www.vygon.co.uk Code: DXJB010008 Content correct as of: 04/2015



www.vygon.co.uk

www.vygon.co.uk

vygon@vygon.co.uk

Microsite®

An MST introducer kit designed for premature babies

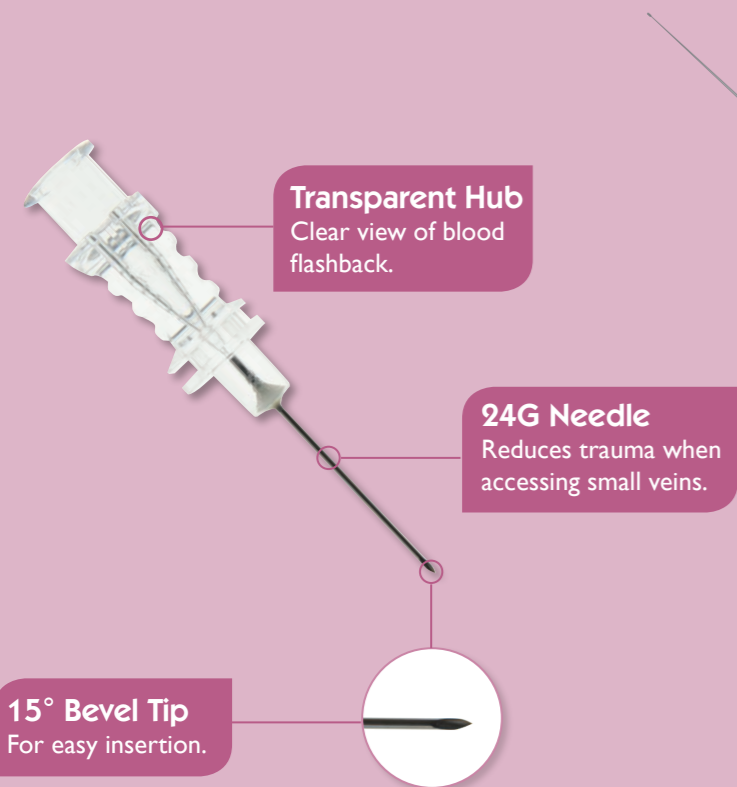
Gaining access to neonatal veins can be a tricky procedure. Vygon's 2Fr Microsite gives you access to the vein using your preferred introducer whilst eliminating the need to leave it attached to the line.



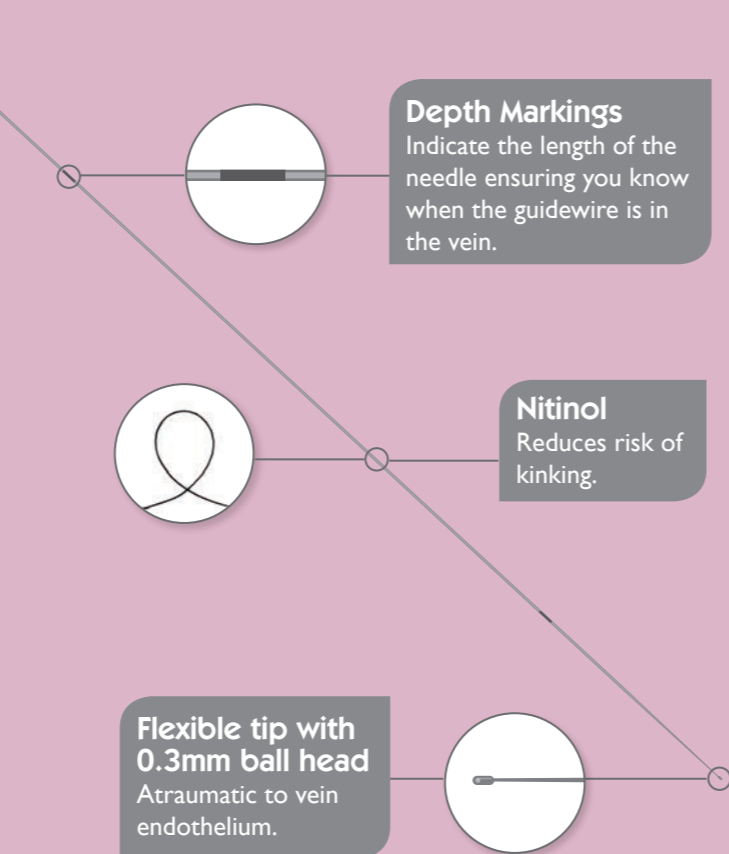
Microsite®

The Micropuncture Kit

The Needle

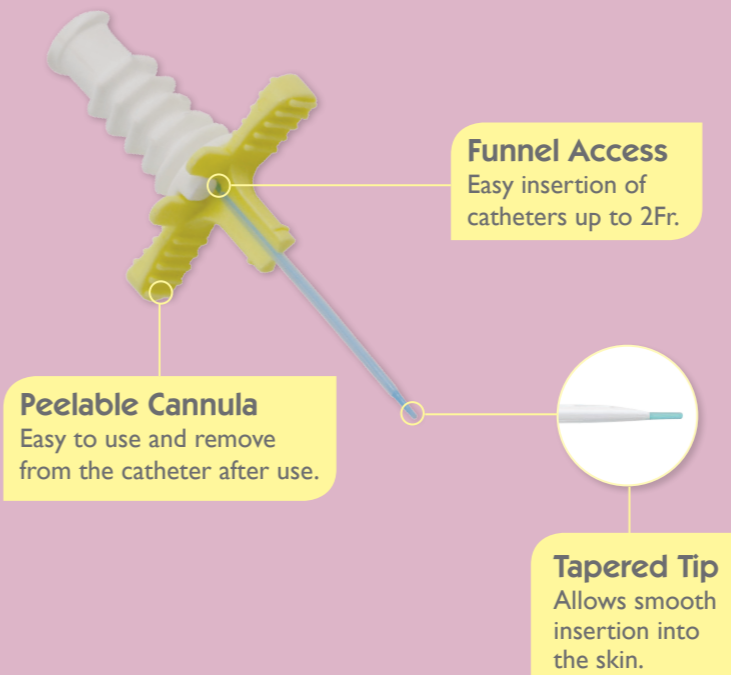


The Nitinol Guidewire



The Dilator and Cannula

Allows insertion of 1Fr & 2Fr catheters



How to use 2Fr Microsite

- Puncture the vein with the 24G needle.
- Insert the guidewire through the needle.
- Withdraw the needle (the guidewire is kept in place).
- Insert the cannula over the guidewire.
- Remove the internal part of the cannula and the guidewire.
- Insert the catheter through the cannula.
- Withdraw the cannula and split it to remove it from the catheter.

- Offers increased puncture accuracy
- Enhances the rate of successful placement¹
- Reduces the risk of multiple punctures and venous trauma¹.

Kit contents

- 1 x 24G needle with a 15° bevel angle
- 1 x 20cm nitinol guidewire
- 1 x 2Fr peelable sheath

Vygon Code	NHSSC Code	Box Quantity	Compatible with
1147.02	FSU544	10	Premicath Epicutaneo Cave Epicutaneo2 Nutraline Nutraline TwinFlo